

## **LESSON 7**

- TYPEFORM
  - The Five Mathematical Typeform Indicators
  - Typeform of Letters
  - Typeform of Numerals
  - Boldface Mathematical Symbols
  - Other Signs of Grouping
  - Further Details Regarding Typeform of Letters and Numerals

### *Format*

- DISPLAYED FORMATS

Answers to Practice Material

### **LESSON PREVIEW**

This lesson begins by defining displayed mathematical material and illustrating the format in braille. The topic of typeform in mathematical context takes up the rest of the lesson.

## ***DISPLAYED FORMATS***

### **7.1 Displayed Mathematical Material [NC 26.4]**

Up to this point in the lesson material, mathematical expressions in the examples have appeared in line with the narrative. This is referred to as an *embedded expression*. When mathematical material is set apart from the body of the text in the print copy, it is referred to as a *displayed expression*. Various layouts in the print copy are used to set the material apart, for example, skipped lines, centering or other indentation, or off to the side. In braille, margins for displayed mathematical material depend upon the margins of the surrounding text and are transcribed in one of the following formats.

- In unitemized explanatory portions of the text (3-1), displayed mathematical material begins in cell 3. Runovers begin in cell 5. **(3-5)**
- In itemized text without subdivisions (1-3), displayed mathematical material begins in cell 5. Runovers begin in cell 7. **(5-7)**
- In itemized text with subdivisions (1-5; 3-5), displayed mathematical material begins in cell 7. Runovers begin in cell 9. **(7-9)**
- Within or following instructions (5-3), displayed mathematical material begins in cell 5. Runovers begin in cell 7. **(5-7)**

Notice that in all four layouts, the first cell of the displayed material is indented two cells to the right of the runover cell of the preceding material. These margins apply regardless of the presence or absence of a runover in the preceding material. A line is not skipped above or below displayed mathematical material unless the preceding or following material requires a blank line.

**7.1.1 Placement of Code Switch Indicators.** There is not one formula that can be applied to all situations when it comes to judicious placement of code switch indicators. Use the following points as guidelines when displayed mathematical material is preceded and/or followed by UEB text.

- If the displayed math and its switch indicators will fit on one braille line, that is the preferred layout.
- If the displayed math and its switches will not fit on one braille line, the opening indicator is placed at the end of the previous line of text. If the indicator will not fit on that line, it is placed on the following line in the runover position of the text. This approach can be applied to displayed material following instructions as well. **When displayed material follows a transcriber's note, the opening Nemeth Code indicator must fit on the same line as the closing transcriber's note indicator. If it does not, place the switch on the same line as the displayed math.**
- The Nemeth Code terminator is placed at the end of the displayed material. If the terminator will not fit on that line, it is placed on the following line in the runover position for the displayed material.

*For the remainder of the course, Nemeth format summaries can be found in Appendix C. You may find the format diagrams in Appendix C helpful.*







---

## PRACTICE 7A

### Polynomials

Solve this polynomial using basic algebra. *Hint:* First factor out "x" to make it a quadratic equation.

$$x^3 + 2x^2 - x = x(x^2 + 2x - 1)$$

Do you notice a familiar pattern?

### Sequences

A sequence  $a_1, a_2, a_3, \dots, a_n$  is said to *converge* if there exists a positive number  $M$  such that, for each  $h > 0$ ,

$$|a_n - A| < h, \text{ for all } n > M.$$

A sequence that does not converge is said to *diverge*.

### Inequalities

Now we will use number lines to illustrate the following inequalities.

$$-6 < -5 \quad 0 < +6 \quad -8 < +2 \quad -1 > -5$$

---









*Lines 1-2: Main item begins in cell 1. The opening Nemeth Code indicator is placed at the end of the line of text preceding the math items. Because there is no room for the switch indicator on line 1, it falls in the runover position of the current text (cell 5).*

*Lines 3 and 5: Each subdivision begins in cell 3, not side by side as printed.*

*Lines 4 and 6: Displayed math begins in cell 7, which is two cells in from the runover of subdivisions, whether or not runovers occur. (Subdivisions are 3-5.)*

*Line 6: Nemeth is terminated at the end of the displayed material.*

---

### **PRACTICE 7C**

*Use the Pythagorean formula to answer the questions.*

$$a^2 + b^2 = c^2$$

3. Emma is flying a kite. The kite is 14 feet in front of her (distance  $a$ ).
- a. How high is the kite (distance  $b$ ) if she has let out 39 feet of line (distance  $c$ )?

Solve for  $b$ :  $14^2 + b^2 = 39^2$

- b. How many feet of line is let out (distance  $c$ ) if the kite is only 12 feet in the air (distance  $b$ )?

Solve for  $c$ :  $14^2 + 12^2 = c^2$

---






Example 7-12

Use formula 11.4 to find  $a_n$  when  $a_1 = 1, d = 7,$  and  $s_n = 204.$

$$a_n = a_1 + (n - 1)d \tag{11.4}$$



7.2.2 **Transcriber's Note Required.** A transcriber's note concerning the change in position of the label in the braille copy is required. Sample transcriber's note:

An identifier printed to the right of an expression is transcribed on the left.

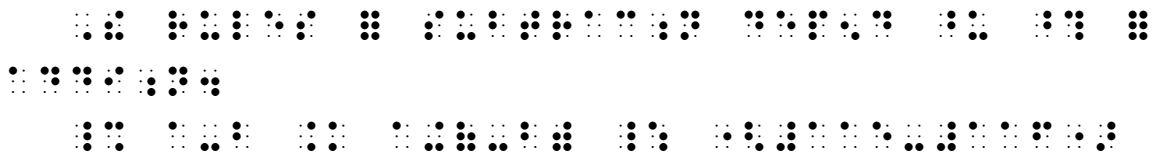
7.2.3 **Page Number Citation.** The number printed beside a displayed mathematical expression may actually be a page citation, in which case the cross reference immediately follows the expression, as printed. If a range of numbers is shown, you can be fairly confident that they are page numbers, especially in a review section. Look for context clues to determine if the label is a page number citation in order to place it in its proper location.

Since the location of the citation is not changed from its location in print, a transcriber's note is not needed.

Example 7-13

The rules for subtraction depend upon those for addition.

$$a - b = a + (-b) \tag{115-116}$$



7.3 **Displayed Narrative Material**

Recall that displayed narrative text follows the guidelines in *Braille Formats* with the exception that blocked paragraphs are not used throughout a technical document.



---

*Instructions:* Create a facsimile of a Transcriber's Notes page as follows. After the centered heading, TRANSCRIBER'S NOTES, include this required statement: "Mathematical content is transcribed according to *The Nemeth Braille Code for Mathematics and Science Notation, 2022.*" The next paragraph should state: "Identifying numbers printed to the right of mathematical expressions are transcribed to the left." For the purpose of this exercise, you may begin transcribing the text after one blank line.

### PRACTICE 7D

This is the quadratic equation, where  $x$  is the variable and  $a$ ,  $b$ , and  $c$  are constants ( $a \neq 0$ ).

$$ax^2 + bx + c = 0 \quad (1)$$

This is the Pythagorean Theorem:

$$a^2 + b^2 = c^2 \quad (2)$$

Which equation, (1) or (2), is used to find the length of the sides of a right triangle?

---

# ***TYPEFORM***

## **[NC Rule 7]**

In this lesson, we look at typeform as it applies to letters, numbers, and mathematical symbols. Typeform applied to words in mathematical context will be addressed in Lesson 11.

### **7.4 General Guidelines Regarding Typeform**

When the typeform of a letter or number has mathematical significance, a typeform indicator of the Nemeth Code is used. This rule applies regardless of the existence of a similar typeform indicator in UEB.

When such a letter or number is referred to within narrative, a switch to Nemeth is required in order to show the letter or number associated with its appropriate Nemeth typeform indicator. Note that UEB typeform indicators are not used inside the switches and that Nemeth typeform indicators are not used outside the switches.

**7.4.1 Determining Significance of a Variant Typeform.** The decision whether to retain a variant typeform can be difficult. The transcriber needs to determine if the typeform has mathematical meaning (i.e., for "distinction"), if the typeform is for instructional purposes (i.e., for "emphasis"), or whether the typeform does not add any information or is merely decorative. The general rule of thumb is that, when technical material is printed in nonregular type that has no mathematical or instructional significance, the variant typeform is disregarded in the transcription.

#### **a. Typeform Showing Distinction**

- **Significant:** Various fonts often have fixed meanings in particular areas of mathematics and science. Such letters, numbers, and symbols must retain their significant typeform in the braille transcription, and must be transcribed following Nemeth Code rules.

*Examples:*      $\mathbb{R}$  signifies the set of real numbers.

                  The null vector is denoted with a boldface **0**.

$\mathcal{S}$  represents a system's action in physics.

- **Insignificant:** It is standard print practice to show math variables using an italic font throughout a publication. This use of italics is not mathematically significant and so is not retained in the braille transcription.

*Examples:*     The variables  $x$ ,  $y$ , and  $z$  are real numbers.

$\pi$  is used to determine the circumference of a circle:  $2\pi r$ .

#### **b. Typeform Showing Emphasis**

- **Significant:** An author may use a variant typeform to focus on a teaching point or topic. Such letters or numbers may lose their meaning if their significant typeform is not retained in the braille transcription. If the typeform is mentioned in the narrative, it should either be retained or explained in a transcriber's note.



*Example:* Are the boldface numbers even or odd? 19, **28**, 37, **44**, 51, 67, **72**, **80**.

- **Insignificant:** A variant typeform is often used for the sole purpose of attracting the reader's attention. This is particularly common at the lower grade levels. Such variant typeforms are disregarded in the braille transcription.

*Examples:* Let **x** be the smaller number, and **9** + **x** be the larger number.

A function with degree **5** has **5** zeros.

## 7.5 The Five Mathematical Typeform Indicators

Specific provision is made in the Nemeth Code for the transcription of five print typeforms: barred, boldface, italic, sans serif, and script. (In other publications, the barred font may be called blackboard bold or double struck.) The various typeforms may be applied to the letters of the English, German, Greek, Hebrew, and Russian alphabets as well as to numerals and mathematical symbols. (Note that underlining is not a typeform in the Nemeth Code.)

⠠⠠⠠⠠	Barred Type
⠠⠠⠠	Boldface Type
⠠⠠⠠	Italic Type
⠠⠠⠠⠠	San Serif Type
⠠⠠⠠	Script Type

## 7.6 Typeform of Letters

Certain specific mathematical letters are identifiable by their variant typeform. Common examples include the letter  $\mathbb{R}$  for "the set of real numbers" and boldfaced letters that represent vectors. In this lesson, after practicing the application of the rules regarding typeform of letters, only the variant letters in common practice will be studied.

Typeform applied to a mathematical letter is considered to be a modification. A switch to Nemeth is required when such a letter appears in the narrative, even if UEB has a typeform indicator for the font. A Nemeth typeform indicator applied to a letter must always be followed by an alphabetic indicator.

- a. **Typeform Indicators with One Letter.** Here is the capital English letter R in regular type, followed by the same letter in each of the five Nemeth typeforms.

R	⠠⠠⠠⠠	(regular English capital R)
$\mathbb{R}$	⠠⠠⠠⠠⠠⠠	(barred English capital R)
<b>R</b>	⠠⠠⠠⠠	(boldface English capital R)
<i>R</i>	⠠⠠⠠⠠	(italic English capital R)

R ⠠⠠⠠⠠⠠⠠ (sans serif English capital R)

℞ ⠠⠠⠠⠠⠠⠠ (script English capital R)

*Notes: Sans serif typeform is recognized by the lack of small lines or serifs at the ends of the letter parts. Only the English alphabet has a sans serif style of type. Script typeform looks like cursive handwriting. Publishers have different styles for this font.*

Here are isolated examples of capital and lowercase letters from the other four alphabets, in various typeforms. The first indicator names the typeform; the second indicator names the alphabet; a capital letter then shows a capitalization indicator; and, finally, the letter is identified. You may wish to review the five alphabetic indicators of the Nemeth Code in Lessons 3 and 4.

α ⠠⠠⠠⠠⠠⠠ (boldface Greek alpha, lowercase)

Ш ⠠⠠⠠⠠⠠⠠⠠⠠⠠⠠⠠⠠⠠ (boldface Russian capital Sha)

Σ ⠠⠠⠠⠠⠠⠠⠠⠠⠠⠠⠠⠠⠠ (barred Greek capital Sigma)

ƒ ⠠⠠⠠⠠⠠⠠ (italic German tseh, lowercase)

ℓ ⠠⠠⠠⠠⠠⠠ (script Hebrew alef)

---

This Practice is an exercise in applying the rules regarding order of indicators: typeform, alphabet, and capitalization. Since these letters are out of context, the alphabet and the individual letter name is given. The braille character of the lowercase German, Hebrew, and Russian letters are provided. Note that capital letter names are capitalized in the description.

*Instructions:* Transcribe only the 44 letters, using the typeform indicated before each set: boldface, barred, script, or sans serif. Do not transcribe the directions or the names—just transcribe four letters on each line, with one blank cell between each of the letters. The first line in the practice is shown below to get you started.

⠠⠠ ⠠⠠⠠⠠⠠⠠⠠⠠ ⠠⠠⠠⠠⠠ ⠠⠠⠠⠠⠠⠠⠠⠠ ⠠⠠⠠⠠⠠

### PRACTICE 7E

Use BARRED typeform for these English and Greek letters.

⠠⠠	<i>i</i>	⠠⠠	<i>Q</i>	<i>d</i>	English letters
⠠⠠	⠠⠠	⠠⠠	⠠⠠	⠠⠠	Greek letters (Sigma, gamma, Gamma, pi)

Use BOLDFACE typeform for these letters.

<b>a</b>	<b>B</b>	<b>c</b>	<b>D</b>	English letters
<b>ρ</b>	<b>Ψ</b>	<b>Φ</b>	<b>χ</b>	Greek letters (rho, Psi, Phi, chi)
<b>Ч</b>	<b>з</b>	<b>г</b>	<b>Ж</b>	Russian letters (Cheh ⠠⠠, zeh ⠠⠠, gheh ⠠⠠, Zheh ⠠⠠)

Use ITALIC typeform for these letters.  
(Disregard the dark typeface. None are bold.)

<i>v</i>	<i>ƒ</i>	<i>ŋ</i>	<i>Ɔ</i>	German letters (fao ⠠⠠, Yaht ⠠⠠, ypsilon ⠠⠠, Tseh ⠠⠠)
<i>э</i>	<i>E</i>	<i>щ</i>	<i>Я</i>	Russian letters (eh ⠠⠠, Yeh ⠠⠠, sha ⠠⠠, Yah ⠠⠠)

Use SANS SERIF typeform for these English letters.

K R h p

Use SCRIPT typeform for these letters.  
(Disregard the dark typeface. None are bold.)

<i>f</i>	<i>G</i>	<i>h</i>	<i>Z</i>	English letters
<i>ז</i>	<i>ע</i>	<i>ג</i>	<i>ק</i>	Hebrew letters (zayin ⠠⠠, ayin ⠠⠠, gimel ⠠⠠, qof ⠠⠠)

- b. **Typeform Indicators with More Than One Letter.** The effect of a typeform indicator extends only to the letter which immediately follows it. Thus, in a sequence of unspaced letters, a typeform indicator must be used before each letter that is not in regular type. Here are some isolated examples.

$\mathbb{A}\mathbb{B}$	⠠⠠⠠⠠⠠⠠⠠⠠⠠⠠	(barred English A and B)
<b>AB</b>	⠠⠠⠠⠠⠠⠠⠠⠠	(boldface English A and B)
<b>ab</b>	⠠⠠⠠⠠⠠⠠	(boldface English a and b)
<b>αβ</b>	⠠⠠⠠⠠⠠⠠	(boldface Greek alpha and beta)
<i>AB</i>	⠠⠠⠠⠠⠠⠠⠠⠠	(script English A and B)

In a sequence of unspaced letters, an English letter in regular type does not need an alphabetic indicator.

$\beta b$	⠠⠠⠠	(regular Greek beta, regular English b)
$\mathbb{B}\mathbb{B}$	⠠⠠⠠⠠⠠⠠⠠	(regular English B, barred English B)
$\mathbb{H}\mathbb{H}$	⠠⠠⠠⠠⠠⠠⠠	(sans serif English H, regular English H)
$p\mathbf{q}rs$	⠠⠠⠠⠠⠠⠠⠠⠠	(English letters: regular p, boldface q, boldface r, regular s)
$x\mathbf{i}y\mathbf{j}$	⠠⠠⠠⠠⠠⠠⠠⠠	(English letters: regular x, boldface i, regular y, boldface j)

*Instructions:* Practice applying typeform to English and Greek unspaced letter groupings. No italics are used in this list. Only English letters are showing a sans serif and a script typeform.

### PRACTICE 7F

$\mathbf{M}\mathbb{M}\mathcal{M}\mathbb{M}$

$\gamma\psi\Upsilon yy$

$\Sigma\Sigma\Sigma$

$\mathbb{I}\mathbb{I}\mathbb{I}\mathbb{I}$


$\Delta dd\mathbf{D}\lambda\mathcal{N}$





*Example 7-19*


$\text{III}(\mathbf{E}/\mathbb{Q})[\mathbf{p}]$  is trivial for  $\mathbf{p} \neq 2, 3, 5, 7$ .



- c. **Visual Significance Only.** Boldface type of a mathematical letter used only to draw visual attention is disregarded.

*Example 7-20*

A nonzero number written in **scientific notation** is written in the form  $m \times 10^n$  where  $m$  is a real number greater than 1 and less than 9.99 and  $n$  is an integer.




*Letters  $m$  and  $n$  are not bold in the formula. The boldface used for these letters in the narrative is insignificant and so is disregarded.*

- d. **The German Fraktur Font.** The letters of the German "fraktur" alphabet may appear to be printed in boldface, but when all German letters in the document are dark, the bold typeform is disregarded in the transcription.

*Example 7-21*

These German letters have special mathematical meaning in certain disciplines: **α**, **c**, **g**, **m**, **p**, and **B**.



*The German letters are printed in a dark font. They are not bold.*

- 7.6.3 **Italic Letters.** In the braille transcription, italics are disregarded when mathematical letters are printed in italics consistently throughout the document. If a letter is italicized for other reasons, the transcriber must decide whether the typeface is significant. If the italic typeface is retained, an English-letter indicator is required.


It is helpful for the transcriber to notice the typographical conventions in mathematical notation, particularly that variables are printed in italics and abbreviations are not. It is also customary to print all lowercase Greek letters in italics. Constants may be seen either upright or in italics, but





*Example 7-24*

Assume that  $\ell(AB) < \ell(DE)$ , where  $\ell$  is used to denote *length*.



*The letter l is printed with a script font.*

- b. **Partial Derivative Symbol.** The symbol for "partial derivative",  $\partial$ , is its own symbol. This is not a script letter d. This symbol will be discussed in Lesson 13.

**PRACTICE 7G**

- i. The perimeter of a rectangle is obtained by adding the measurements of the sides—two lengths and two widths—expressed as

$$P = 2\ell + 2w.$$

What is  $P$  if  $\ell = 5.5$  mi and  $w = 3.2$  mi ?

- ii. The 1-D coordinate system is denoted by  $\mathcal{R}$ . The 2-D coordinate system is often denoted by  $\mathcal{R}^2$ . A general  $n$ -dimensional coordinate system can be denoted by  $\mathcal{R}^n$ .
- iii. Use  $\alpha_1, \beta_1, \gamma_1$  and  $\alpha_2, \beta_2, \gamma_2$  to denote the direction vectors  $\mathbf{k}_1$  and  $\mathbf{k}_2$ .
- iv. **Two Number Sets.**  $\mathbb{N}$  denotes the set of *natural numbers* – that is, the set of nonnegative integers  $\{0, 1, 2, \dots\}$ . The set of all integers is denoted by  $\mathbb{Z}$ .

**7.7 Typeform of Numerals**

Typeform applied to a number is considered a modification if the typeform is mathematically significant or is considered to be printed in a variant typeform for instructional purposes. (See 7.4.1.b.) A switch to Nemeth is required when such a number appears in the narrative.

- 7.7.1 **Typeform Indicators with One Numeral.** The appropriate Nemeth typeform indicator is used when it is determined that the nonregular type is mathematically significant. A numeric indicator is required between a typeform indicator and a numeral. Here are isolated examples of a numeral in various typeforms.

4      ⠠⠠⠠⠠      (barred 4)

4      ⠠⠠⠠      (boldface 4)

4	⠠⠠⠠	(italic 4)
4	⠨⠠⠠⠠	(script 4)
+8	⠠⠠⠠⠠⠠	(ordinary plus, boldface 8)
−8	⠠⠠⠠⠠⠠	(ordinary minus, boldface 8)

7.7.2 **Typeform Indicators with More Than One Numeral.** The effect of a typeform indicator with numerals extends until there is a change in type. Thus, when numerals contain digits in more than one typeform, the appropriate typeform indicator and the numeric indicator must be used before each change in type. When the change is to regular type, only the numeric indicator is used. Here are some isolated examples.

<b>1</b> 23	⠠⠠⠠⠠⠠⠠	(all three numerals are barred)
<b>1</b> 23	⠠⠠⠠⠠⠠	(all three numerals are boldface)
<b>4</b> 56	⠠⠠⠠⠠⠠⠠⠠⠠	(boldface 4, italic 5, regular 6)
<b>4</b> 567	⠠⠠⠠⠠⠠⠠⠠	(boldface 4 and 5, regular 6 and 7)
1 <b>2</b> 34	⠠⠠⠠⠠⠠⠠⠠	(regular 1 and 2, boldface 3 and 4)
28- <b>5</b> 71	⠠⠠⠠⠠⠠⠠⠠⠠⠠⠠⠠	(italic 28, hyphen, boldface 571)
47-653	⠠⠠⠠⠠⠠⠠⠠⠠⠠⠠	(italic 47, hyphen, regular 653)
<b>1</b> 00 + <b>2</b> 00 = <b>3</b> 00	⠠⠠⠠⠠⠠⠠⠠⠠⠠⠠⠠⠠⠠⠠⠠⠠⠠⠠⠠⠠⠠⠠⠠⠠⠠⠠⠠⠠⠠⠠	(boldface 1, 2, and 3; all zeros in regular type)

7.7.3 **Barred Numerals.** The use of this typeform with numerals tends to be an author's choice for clarity, rather than using regular boldface. The transcription follows print.

⦿ 5 ⠠⠠⠠⠠

#### 7.7.4 **Boldface Numerals**

- a. **Boldface Numeral of Significance—The Null Vector.** The boldface zero is defined as the "null vector" and therefore the typeform has mathematical significance. A switch to Nemeth Code is required, even in literary context.

⦿ 0 ⠠⠠⠠




## 7.8 Nonregular Typeform in Contact with a Grouping Symbol

Because a letter or numeral in nonregular type must include a numeric or alphabetic indicator, rules regarding such letters or numerals when in contact with grouping signs are different from rules regarding letters or numerals in regular type. A numeric or alphabetic indicator is required for numbers or letters in nonregular type when touching or enclosed between grouping symbols.


### Example 7-27

A boldface zee (**Z**) indicates significant decline. The boldface zero (**0**) indicates the null vector.



### Example 7-28


Collecting typically  $m = 10^4$  such spectra,  $\mathbf{X}_j(t)$  produces a smooth spectrum  $\langle \mathbf{X}(t) \rangle$ .




*Compare the letter "t" enclosed in parentheses, which does not need an alphabetic indicator because it is in regular type, to the second letter "X" enclosed in angle brackets, which requires an English-letter indicator because it is in boldface.*

### Example 7-29

... where  $\mu = E[\mathbf{X}]$  and  $|\Sigma|$  is the determinant of  $\Sigma$ .




7.8.1 **Nonregular Typeform in an Enclosed List.** Recall that English letters in an enclosed list do not use an English-letter indicator. (See Lesson 4.) When letters or numerals in an enclosed list are printed in nonregular typeform and the variant typeform is retained, each typeform indicator is followed by an appropriate letter indicator or numeric indicator.



Example 7-30


In this set of letters the vowels are in italics. {a, b, c, d, e, f, g}



*In an enclosed list, English letters in regular type do not require an English-letter indicator.*

Example 7-31

In this set of integers the even numbers are bold. {1, 2, 3, 4, 5, 6, 7}



*In an enclosed list, numerals in regular type do not require a numeric indicator.*

**PRACTICE 7I**

- (1) For vectors  $(\mathbf{a}, \mathbf{b}, \mathbf{c})$ , can it be said that  $\mathbf{a} + (\mathbf{b} + \mathbf{c}) = (\mathbf{a} + \mathbf{b}) + \mathbf{c}$ ?
- (2)  $c(\mathbf{a}, \mathbf{b}) = (c\mathbf{a}, \mathbf{b})$  as well as  $(\mathbf{a}, c\mathbf{b})$ .  $\mathbf{a}$  and  $\mathbf{b}$  are **vectors**. Define **ab**.

## 7.9 Boldface Mathematical Symbols [NC 7.5]

Dots 456 can be applied only to certain specific math symbols. Each symbol consists of dots 456 followed by the appropriate symbol. (456) is considered to be an actual part of the symbol and must not be considered to be a boldface typeform indicator. As such, do not use dots 456 with any sign other than those shown in this section.

7.9.1 **Signs of Operation in Boldface Type.** The signs of operation listed below are to be used to show boldface type only when the distinction between the regular and the boldface forms of the same sign has mathematical significance. The surrounding text should be examined to determine if this is the case.

⠠⠠⠠⠠⠠⠠	Boldface Plus	<b>+</b>
⠠⠠⠠⠠⠠⠠	Boldface Minus	<b>-</b>
⠠⠠⠠⠠⠠⠠⠠⠠⠠⠠⠠⠠	Bold Plus Followed by Bold Minus	<b>+ -</b>
⠠⠠⠠⠠⠠⠠⠠⠠	Bold Plus Followed by Regular Minus	<b>+ -</b>
⠠⠠⠠⠠⠠⠠⠠⠠	Regular Plus Followed by Bold Minus	<b>+ -</b>
⠠⠠⠠⠠⠠⠠⠠⠠⠠⠠⠠⠠	Bold Minus Followed by Bold Plus	<b>- +</b>
⠠⠠⠠⠠⠠⠠⠠⠠	Bold Minus Followed by Regular Plus	<b>- +</b>
⠠⠠⠠⠠⠠⠠⠠⠠	Regular Minus Followed by Bold Plus	<b>- +</b>


7.9.2 **Equals Sign in Boldface Type.** When it is necessary to show that an equals sign is printed in boldface type, dots 456 are placed before the equals symbol. Boldface equals signs are used only when the distinction between the regular and boldface forms of the same sign has mathematical significance. The surrounding text should be examined to determine if this is the case.

⠠⠠⠠⠠⠠⠠	Boldface Equals	<b>=</b>
--------	-----------------	----------

Boldface signs are used in vector equations to emphasize the distinction between vector and scalar mathematical operations, as the following examples illustrate.

Example 7-32


**Vector Addition** In  $C = A + B$ , the boldface plus sign emphasizes that adding two vector quantities requires a geometrical process and is not the same operation as adding two scalar quantities such as  $2 + 3 = 5$ .



Example 7-33

We define the *difference* of two vectors **A** and **B** to be the vector sum of **A** and **-B**:

$$A - B = A + (-B)$$



7.9.3 **Grouping Signs in Boldface Type.** When brackets or vertical bars are printed in mathematically significant boldface, dots 456 are placed before the grouping symbol.

⠠⠠⠠	Boldface Left Bracket	[
⠠⠠⠠	Boldface Right Bracket	]
⠠⠠	Boldface Vertical Bar	
⠠⠠⠠⠠	Boldface Double Vertical Bar	

Double boldface vertical bars are usually read as "the norm of."



Boldface brackets are often used to designate the "integer function".



---

*Instructions:* Follow the print format of a 3-column list. Place the opening Nemeth Code indicator in cell 1. After one blank line, begin the first row in cell 1. After the third row, another blank line must precede the Nemeth Code terminator, which is also placed in cell 1. Sentence A will then begin on the next line.

**PRACTICE 7J**

=	+ -	- +
+	+ -	- +
-	+ -	- +

- A. In older texts, the greatest integer function may be notated with a bold bracket: **[x]**.
  - B. **||Y||** means "the norm of Y".
- 

**7.10 Barred Grouping Symbols and Other Signs of Grouping [NC Rule 19]**

While we are on the topic of barred typeform, this is a good time to introduce the rest of the grouping signs for which the Nemeth Code has devised symbols, since four of them are barred.

7.10.1 **Barred Brackets and Barred Braces.** Use the symbols in the box below when barred brackets or barred braces are encountered. Notice that the barred grouping symbols are formed by inserting dots 456 before the second cell of the normal grouping symbol.

⠠⠠⠠⠠⠠	Left Barred Bracket	⠠⠠
⠠⠠⠠⠠⠠	Right Barred Bracket	⠠⠠
⠠⠠⠠⠠⠠	Left Barred Brace	⠠⠠
⠠⠠⠠⠠⠠	Right Barred Brace	⠠⠠

➤ **[x]**      ⠠⠠⠠⠠⠠⠠⠠⠠⠠⠠⠠⠠⠠

➤ **{abc}**      ⠠⠠⠠⠠⠠⠠⠠⠠⠠⠠⠠⠠⠠






7.10.3 **Transcriber-Devised Grouping Symbols.** If a mathematical sign of grouping is not represented in the Nemeth Code, the transcriber devises one, using two or more braille symbols whose last cell is dots 12356 for the left symbol and whose last cell is dots 23456 for the right symbol. The transcriber-devised symbol must be identified in a transcriber's note or listed on the Special Symbols page at the beginning of the volume according to the guidelines given in *Braille Formats*.

Sample transcriber's note:

Left starbust is ⠠⠠⠠ and right starbust is ⠠⠠⠠.

Example 7-36

To illustrate order of operations with  $18 + 64 \times 5 - 6 \div 2$ , Angie drew starbursts around each grouping:  $18 + \supset 64 \times 5 \Leftarrow - \supset 6 \div 2 \Leftarrow$



**PRACTICE 7K**

- 1) Describe how the functions  $f(x) = 3 + \lceil x \rceil$  and  $g(x) = 3 - \lfloor -x \rfloor$  differ.
- 2)  $\lfloor x \rfloor = m$  if and only if  $m \leq x < m + 1$ ;  $\lceil x \rceil = n$  if and only if  $n - 1 < x \leq n$ .

## 7.11 Further Details Regarding Typeform of Letters and Numerals

7.11.1 **Typeform with Subscripts.** Regarding the special subscript rule where the subscript indicator is not used for a numeral that is a right subscript to a letter, the letter may be in any typeform. (Review 6.11 in Lesson 6.)

➤  $i_1$     ⠠⠠⠠⠠⠠    (Bold English letter i, subscript one)

7.11.2 **Typeform with Unspaced Mathematical Expressions.** Recall that an English-letter indicator is not used in an unspaced mathematical expression. (See 3.12.3 in Lesson 3.) The rule applies only to an English letter in regular type, or an italicized letter when the italics are disregarded in braille. If an English letter is printed in a mathematically significant typeform, an alphabetic indicator is always required.

Compare these transcriptions of the letter "i" in regular type and bold type.

➤  $3i$     (*Spoken: three i*)    ⠠⠠⠠⠠⠠

➤  $3i$     (*Spoken: three bold i*)    ⠠⠠⠠⠠⠠⠠⠠⠠

➤  $3_i$     (*three, subscript i*)    ⠠⠠⠠⠠⠠⠠⠠

➤  $3_i$     (*three, subscript bold i*)    ⠠⠠⠠⠠⠠⠠⠠⠠⠠

➤  $\delta_{ij}$     (*delta, subscripts bold i and bold j*)    ⠠⠠⠠⠠⠠⠠⠠⠠⠠⠠⠠⠠⠠

7.11.3 **Underlining and Other Typeforms.** There is no underline indicator in the Nemeth Code. Underlining of letters, numbers, and mathematical symbols will be discussed in Lesson 12.

Typeforms for which there are no provisions in the Nemeth Code may use one of the five typeform indicators that is not used elsewhere in the document. A transcriber's note should explain the substitution.

Sample transcriber's note:


⠠⠠⠠ indicates red numbers. ⠠⠠⠠⠠⠠ indicates blue numbers.

Here is Nate's sock drawer again, substituting the script and sans serif typeform indicators for the colored type.

*Note to students reading from a printout: Colored type appears in the next example. Some numbers are blue and some are red.*

Example 7-37

This expression represents pairs of socks in Nate's sock drawer:  $4+1-1+3-1-1+2-1$ .  
... How many pairs of red socks are in Nate's drawer today?




*The UEB underlined word indicator is used in the narrative text.*

7.11.4 **Termination of a UEB Typeform Passage.** UEB typeform is terminated by the opening Nemeth indicator. An explicit UEB typeform terminator is not needed. If the nonregular typeform continues after the termination of the mathematical portion, a UEB typeform indicator must be re-entered.

Example 7-38


The null vector **0** is also called the *isotropic vector*.



*A UEB boldface terminator is not needed after the bold paragraph heading because it is immediately followed by an opening Nemeth Code indicator. Typeform is retained for the numeral zero because it is mathematically significant—the bold typeform identifies it as the null vector.*

Example 7-39

In *three-dimensional Euclidean space*, **R** vectors are identified with triples of scalar components.



*The UEB italics are terminated by the opening Nemeth indicator. Boldface is retained for the letter R because it is mathematically significant—the bold typeform identifies it as a vector. However, the italic typeform is disregarded,*



*For further practice, see Appendix A—Reading Practice.*

### **EXERCISE 7**

Prepare Exercise 7 for your grader.

# ANSWERS TO PRACTICE MATERIAL

## PRACTICE 7A

1  $2 \times 3 + 4 \times 5 = 22$

2  $6 \times 7 + 8 \times 9 = 102$

3  $10 \times 11 + 12 \times 13 = 246$

4  $14 \times 15 + 16 \times 17 = 476$

5  $18 \times 19 + 20 \times 21 = 822$

6  $22 \times 23 + 24 \times 25 = 1300$

7  $26 \times 27 + 28 \times 29 = 1910$

8  $30 \times 31 + 32 \times 33 = 2664$

9  $34 \times 35 + 36 \times 37 = 3554$

10  $38 \times 39 + 40 \times 41 = 4582$

11  $42 \times 43 + 44 \times 45 = 5742$

12  $46 \times 47 + 48 \times 49 = 7034$

13  $50 \times 51 + 52 \times 53 = 8458$

14  $54 \times 55 + 56 \times 57 = 10014$

15  $58 \times 59 + 60 \times 61 = 11702$

16  $62 \times 63 + 64 \times 65 = 13522$

17  $66 \times 67 + 68 \times 69 = 15474$

18  $70 \times 71 + 72 \times 73 = 17558$

19  $74 \times 75 + 76 \times 77 = 19774$

20  $78 \times 79 + 80 \times 81 = 22122$

21  $82 \times 83 + 84 \times 85 = 24602$

22  $86 \times 87 + 88 \times 89 = 27214$

23  $90 \times 91 + 92 \times 93 = 30958$

### *NARRATIVE FORMAT (3-1)*

*Line 5: Math displayed to (3-1) narrative begins in cell 3. This displayed expression has no  
runover.*

*Line 6: The (3-1) paragraph continues in cell 1.*

*Line 12: Math displayed to (3-1) narrative begins in cell 3. Nemeth Code is already in effect.  
(The commentary continues on the next page.)*

















