

## **LESSON 15**

*Format*

- MATHEMATICAL EXPRESSIONS REQUIRING RUNOVERS

*Answers to Practice Material*

### **LESSON PREVIEW**

In this lesson, we look at the methods for transcribing a mathematical expression that is too long to fit on the current line. This often occurs when line length is restricted due to the indented margins in displayed mathematical material. However, even a 40-cell line may not provide enough room for a particularly long expression. The examples in this lesson serve as a good review of other aspects of the Nemeth Code.

# ***MATHEMATICAL EXPRESSIONS REQUIRING RUNOVERS***

[NC 26.2]

## **15.1 Review**

A mathematical expression must not be divided between lines if it will fit on one braille line within the current margins. When there is insufficient space on the remainder of a line, the entire expression is brought down to the next line. One or both switch indicators can be placed on a separate line if, by doing so, the math will fit, undivided, on one line. Likewise, an identifier can be placed alone on the line if, by doing so, the math will fit, undivided, on the next line. Keeping the mathematical expression intact on one line is the priority.

In this lesson we discuss what to do when a mathematical expression is too long to be contained within the current margins – that is, when a division is unavoidable. First, here is a summary of items that must not be divided, and a review of runover rules already covered.

**15.1.1 Symbols to Keep Together.** The components of the following symbols must not be divided between braille lines.

- a. A symbol of operation using plus and minus (Lesson 5)
- b. A symbol of comparison compounded vertically or horizontally (Lesson 5)
- c. A shape symbol with structural or interior modification (Lesson 11)
- d. A character within a keystroke construction (Lesson 11)
- e. Superposed symbols (Lesson 13)
- f. Tally marks belonging to the same group (Lesson 13)

**15.1.2 Expressions to Keep Together.** The following expressions must not be divided between braille lines, even if divided in print.

- a. A hyphenated expression of which one component is mathematical. (Lesson 2)
- b. An abbreviation and its related numeral or letter. (Lessons 3 and 4)
- c. An enclosed list. (Lesson 4)
- d. A fraction, a mixed number. (Lesson 8)
- e. A shape symbol and its name (numeral, letter, or sequence of letters). (Lesson 11)
- f. The components of an expression modified according to the five-step rule. (Lesson 12)
- g. A function name (or its abbreviated form) and its argument. (Lesson 14)
- h. A two-part function name. (Lesson 14)

**15.1.3 Runover Rules Already Studied.** When a long expression won't fit on the braille line within current margins, the following rules apply. The new line begins in the runover cell of the current format.

- a. **Long Numeral** (Lesson 1) Divide a long numeral after a comma if a comma is present. A hyphen is inserted at the point of division. If the numeral does not contain a comma, the hyphen may be inserted after any digit. The numeric indicator is restated before the first digit of the continuation of the numeral on the next line.
- b. **Enclosed List** (Lesson 4) Divide an enclosed list after a comma used to separate the items.
- c. **Linked Expression** (Lesson 8) Divide a linked expression before a comparison sign. It is not necessary to divide at every comparison sign unless it is a nested linked expression.
- d. **Keystroke** (Lesson 11) Division may be made after any item in the keystroke string, but not within the keystroke.

15.1.4 **Nemeth Code Switch Indicators.** (Lessons 1 and 3) If both switch indicators will not fit on the same line as the math expression, the opening Nemeth Code indicator may fall on the previous line. The Nemeth Code terminator and any related punctuation may be placed on the following line.

## 15.2 Mathematical Units

The braille transcriber has only 40 cells available on a line, at most – perhaps as few as 30 cells for the runover to a nested link displayed to a subdivision. We often encounter a mathematical expression that will not fit on the current line. The margins in place at the time should not be changed in order to accommodate a long expression.

Runover sites should be chosen carefully. Every attempt should be made to keep the following mathematical units intact.

- a fraction
- a numerator
- a denominator
- a mixed number
- a base and its exponent; a subscript and its related item
- a grouped expression
- a radical expression
- a modified expression

A long or complicated mathematical expression can be organized into a series of mathematical units by following the procedures presented in this section. When the transcriber applies these principles, the reader is able to mentally reassemble the expression. On the other hand, a poorly divided expression will hinder the reader's understanding of the mathematics. Shrewd application of these guidelines can be properly rendered even if the transcriber is unfamiliar with the particular mathematics.

- 15.2.1 Follow the list below when choosing division sites, starting with Step i, keeping in mind that items enclosed within grouping symbols should not be divided.
- i. Before a comparison sign on the baseline. (See [15.3](#))
  - ii. Before an operation sign on the baseline. (See [15.4](#))
  - iii. Before a mathematical unit. (See [15.5](#))
  - iv. After a termination indicator. (See [15.6](#))

Special considerations affect division of function notation, integral notation, and Sigma and Pi notation. (See [15.7](#))

*In order to focus on the layout, the isolated examples with no narrative do not include code switch indicators. Unless otherwise noted, embedded material is assumed to be within a 3-1 paragraph and displayed material begins in cell 3 with runovers in cell 5.*

### 15.3 Step i: Divide Before a Comparison Sign on the Baseline

*Linked Expressions:* As you learned in Lesson 8, when a linked expression will not fit on one braille line, a division is made at the link, before the sign of comparison. A few examples are shown here, as a review. You may wish to revisit the topic of linked expressions and nested linked expressions in Lesson 8. Key points are noted below.

- The comparison sign at which the division is made must be on the baseline of writing. A comparison sign within a modifier, superscript, subscript, fraction, radical expression, etc. is not a suitable division site. (Examples [15-7](#) and [15-8](#))
- The print copy may divide after a comparison sign, but the braille transcription follows Nemeth rules and divides before the comparison sign. (Example [15-35](#))
- The link begins in the appropriate cell according to the current format. (Examples [15-1](#) and [15-2](#))
- If the expression contains more than one link, it is not necessary to divide at every link unless it is a nested linked expression. (Example [15-2](#))
- Even if the anchor consists of only one letter or number, if the link will not fit on the line with the anchor, the line is divided after the anchor. (Example [15-3](#))
- When a line begins with a sign of comparison, the transition to a new braille line terminates the effect of any level indicator used on the line above, just as it would if it were not divided between lines. (Example [15-4](#))
- In itemized formats, if an anchor will not fit on the line with its identifier but it fits on the next line starting in the runover cell, put it there in order to keep the anchor intact. The identifier will then be the only item on the first line. (Examples [15-5](#) and [15-6](#))
- Material within mathematical grouping signs is a unit and should not be divided. (Example [15-8](#))

Example 15-1

(two layouts)

$$1,778 + 1,294 + 865 + 905 + 2574 + 485 + 100 > 8,000$$

Embedded:

As an embedded expression, the link continues on the next line in the runover cell of the current format.

Displayed:

As a displayed expression, the link begins on the next line, indented two cells from the anchor.

Example 15-2

(displayed)

To factor the expression  $-2ab + a^2 + b^2$ ,

Jared wrote:  $-2ab + a^2 + b^2 = b^2 - 2ab + a^2 = (b - a)^2$

Dom wrote:  $-2ab + a^2 + b^2 = a^2 - 2ab + b^2 = (a - b)^2$

Both solutions are correct. Explain.

Lines 1-2: Paragraph begins in cell 3 with runovers in cell 1.

Lines 3-6: Two displayed expressions – each begins in cell 3, with runover in cell 5.


Lines 4 and 6: It is not necessary to divide the linked expression at every comparison sign.

Line 7: Paragraph continues in the runover cell (cell 1).

Example 15-3

(embedded)

The degree of the polynomial  $y = 6x^3 - 2x^2y^1 + x^2y^2 - 3x^2y^2 + z$  is 4.




*This anchor consists of the letter y and sits alone at the end of line 1 because it does not fit on the same line as its long link.*

Example 15-4

(as a subdivision starting in cell 3)

13.

a.  $16x^4 + 81y^4 = (4x^2)^2 + (9y^2)^2$



*The link begins in the current runover cell—cell 5, in this case. Transition to a new line following a sign of comparison returns the reader to the baseline.*

Example 15-5

(a main division starting in cell 1)

13.  $16x^4 + 81y^4 = (4x^2)^2 + (9y^2)^2$



*The expression begins in the current runover cell—cell 3, in this case—because it does not fit on the line above with its identifier.*

Example 15-6

(displayed)

Dividing by  $a^2(a^2 - c^2)$ ,

$$\frac{x^2}{a^2} + \frac{y^2}{a^2 - c^2} = 1. \quad (3.3)$$

- 1
- 2
- 3
- 4

Line 1: The paragraph begins in cell 3.

Lines 2-4: Displayed margins to narrative are 3-5.

Line 2: The label stands alone because the math will not fit on this line. (Review Lesson 7 regarding displayed material with labels printed to the right.)

Line 3: The displayed expression will fit on one line in the runover position—cell 5, in this case.

Line 4: The Nemeth Code terminator and punctuation stand alone because they do not fit on the line above.

Example 15-7

(embedded)

$$\sum_{i=0}^n \sum_{j=0}^m = \lim_{n \rightarrow \infty} \text{---}$$

- 1
- 2

Only the comparison sign on the baseline is a suitable division site.

Example 15-8

(embedded)

$\{x \mid x \text{ is an even integer}\} \not\subseteq \{x \mid x \text{ is an odd integer}\}$

- 1
- 2

Although  $\not\subseteq \{x$  will fit at the end of the first line, only the comparison sign outside of the grouped expressions is a suitable division site.

---

*Instructions:* Keep the following points in mind as you select runover sites. (1) Keep mathematical units intact on one line, if possible; (2) before dividing an expression, try placing the switch indicators on a different line; (3) before dividing an expression, try placing the identifier on a different line; (4) if the entire expression will not fit on the line, divide before a comparison sign on the baseline.

### PRACTICE 15A

A. Solve the linear inequalities.

i.  $(x + \frac{10}{3})(x + \frac{19}{3}) > (3x + \frac{46}{3})(\frac{x}{3} + 1)$

ii.  $\frac{2x}{3} - 3 > \frac{16x}{21} - \frac{13}{3} - \frac{2x}{15}$

iii.  $(a - 1)^2 - (a - 7)(a - 3) < 2a + 0.8$

B.  $2 \times 423 = (2 \times 400) + (2 \times 20) + (2 \times 3) = 800 + 40 + 6 = 846$

**Binomial coefficients** get their name because they are the *coefficients* in the expansion of a *binomial*:

$$(x + y)^n = \sum_{k=0}^n \binom{n}{k} x^k y^{n-k}.$$



## 15.4 Step ii: Divide Before an Operation Sign on the Baseline

As foreshadowed in Lesson 8 in the context of a nested linked expression, a new line may begin before a sign of operation on the baseline of writing. It is not necessary to divide at every operation sign.


Keep these rules in mind as you study the following examples.

- Use as much of the line as possible before dividing the expression.
- The operation sign at which the division is made must be on the baseline of writing. An operation sign within a modifier, superscript, subscript, fraction, radical expression, etc. is not a suitable division site. ([Example 15-14](#))
- In a linked expression, if either anchor or link is divided, a each link must begin on a new line. (Examples [15-15](#), [15-16](#), and [15-18](#))
- The print copy may divide after an operation sign, but the braille transcription follows Nemeth rules and divides before the operation sign. ([Example 15-18](#))
- Transition to a runover line does not take the place of a necessary baseline indicator. If an operation sign follows a superscript, begin the new line with the baseline indicator. ([Example 15-11](#)) Similarly, if an operation sign follows a subscript that has a subscript indicator, begin the new line with the baseline indicator. If the subscript does not use a subscript indicator, there will be no subsequent baseline indicator. Review Lesson 6 regarding nonuse of the subscript indicator. ([Example 15-17](#))
- If the transition to a new line is made before a minus sign and a numeral, or before a minus sign and a decimal point and a numeral, a numeric indicator is required. ([Example 15-10](#))
- Material within mathematical grouping signs is a unit and should not be divided. ([Example 15-13](#))

Example 15-9 |

(embedded)

$$1\frac{5}{6} + 9\frac{1}{2} + 3\frac{1}{12} + 2\frac{1}{4} + 3\frac{1}{2}$$




*Runover line (line 2): A numeral preceded by a plus sign does not require a numeric indicator even when the plus sign begins a braille line.*

Example 15-10

(displayed)

$$2x^4 + 14x^3 - 15y^3 + 5x^2 - 4y^2 + 16x - 10y + 31$$




Runover line (line 2): A numeral preceded by a minus sign requires a numeric indicator when the minus sign begins a braille line.

Example 15-11

(displayed)

$$49x^7y^6 - 63x^6y^4 + 56x^5y^5 + 64x^4y^2$$



The baseline indicator is the first symbol in the runover line of this divided expression.


15.4.1 A Sign of Operation within a Mathematical Unit

- a. **Keep Together: Grouped Expressions.** Unless unavoidable, items enclosed within grouping signs should not be divided between lines. An operation sign within a grouped expression is not a suitable division site.

Example 15-12

(embedded)

Solve, using PEMDAS:  $(2^2 + 3^3) - 2^5 \div 4 + (22 \div 2 - 2 \cdot 5) + (14 - 6 \div 6)$




The first grouped expression will fit on the current line of this embedded expression.

Example 15-13

(embedded)

$$(2^2 + 3^3) - 2^5 \div 4 + (22 \div 2 - 2 \cdot 5) + (14 - 6 \div 6)$$




Division is made before an operation sign that is outside of the grouping symbols.

- b. **Keep Together: Fractions and Other Mathematical Units.** An operation sign within a fraction, modifier, superscript, subscript, radical expression, etc. is not a suitable division site.

Example 15-14

(displayed)

$$\frac{1}{y^2 - 6y + 8} + \frac{1}{y^2 - 16} - \frac{5}{y^2 + 2y - 8}$$




Only the operation signs on the baseline are suitable division sites, not those in the denominators of these fractions.

- 15.4.2 **Linked Expressions.** If an anchor or a link must be divided, further rules apply. ("Anchor" and "link" were defined in Lesson 8.) If a division occurs within the anchor or its link, a division must always be made before the link (Step i, divide before a comparison sign on the baseline). Furthermore, in a linked expression with more than one link, division must occur before each link if any link requires division. The resulting transcription maintains an orderly representation of mathematical units.

Example 15-15

(displayed)

$$20 \frac{1}{6} = 1 \frac{5}{6} + 9 \frac{1}{2} + 3 \frac{1}{12} + 2 \frac{1}{4} + 3 \frac{1}{2}$$



Step i: The linked expression is divided before the equals sign. Step ii: The long link is divided before a plus sign.

Example 15-16

(itemized)

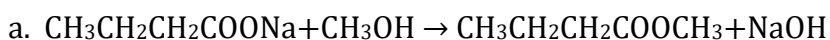
5.  $144 \text{ ft}^2 + 17 \text{ ft}^2 + 112 \text{ ft}^2 + 15 \text{ ft}^2 - 131 \text{ ft}^2 = N$

*Working backwards, the linked expression is divided before the equals sign (Step i). The long anchor is divided before a plus sign (Step ii). The link must not be placed on line 2, even though it will fit, because Step ii has been applied.*


Example 15-17

(itemized)

1. Consider the following chemical equations.



b. ...




*Lines 2-3: The anchor does not fit on the line with the identifier, but it will fit entirely on the next line. It begins in the runover position for subdivisions, which is cell 5.*

*Lines 4-5: Line 4 begins with the comparison sign (right-pointing arrow). The link will not fit on one line. It is divided before the plus sign. Because the subscript 3 does not require a subscript indicator, there is no baseline indicator needed before the plus sign on line 5.*

Example 15-18

(embedded)

Show how Margaret solved this problem by using fraction cubes.  $1\frac{5}{6} + 9\frac{1}{2} + 3\frac{1}{12} + 2\frac{1}{4} + 3\frac{1}{2} = 18\frac{26}{12} = 20\frac{2}{12} = 20\frac{1}{6}$ . Can you express the result as a decimal?



Because the anchor is divided, the expression is also divided before each link. The paragraph continues following the completion of the embedded expression.

---

*Instructions:* In addition to the tactics outlined with PRACTICE 15A, keep the following point in mind as you select runover sites. Apply Step i (divide before a comparison sign) before applying Step ii (divide before an operation sign).

**PRACTICE 15B**

- A.  $\angle 1 + \angle 2 + \angle 3 + \angle 4 + \angle 5 + \angle 6 + \angle 7 = 490^\circ$
- B.  $2\frac{3}{4} \text{ yd} + 1\frac{3}{4} \text{ yd} + \frac{3}{4} \text{ yd} = 5\frac{1}{4} \text{ yd}$
- C.  $\sqrt{(x + a^2) + (y + a^2)} - \sqrt{(x - a^2) + (y - a^2)} = \pm 2a$

**Sommer's Routine:** Sommer's routine can be represented by the following expression.

$$\text{Routine S: } 5 + 3 + 4(1 + (-1)) + (-3) + (-5) + 3(5 + (-2)) + 1$$

Draw a simple diagram to represent *Routine S*.

## 15.5 Step iii: Divide Before a Mathematical Unit

The need to apply this rule occurs most often when the line length is restricted due to indented margins applied to displayed material. As mentioned at the beginning of this lesson, by seeing an expression as a series of mathematical units, the transcriber can make wise decisions when a long expression must be divided. Prudent division sites allow the reader to mentally reassemble the expression in an orderly fashion.


15.5.1 **A Fraction is a Unit.** A fraction, as a whole, is a unit. Within a fraction, the numerator and the denominator are each a unit. If an expression requires division when a fraction is encountered, follow these guidelines.

- If the entire fraction will fit on one line, divide before the opening fraction indicator. If a baseline indicator is required before the fraction indicator, divide the expression before the baseline indicator.
- If the entire fraction will not fit on one line, divide before the fraction line. (Examples [15-19](#) and [15-20](#)) If a baseline indicator is required before the fraction line, divide the expression before the baseline indicator. (Example [15-21](#))
- If the numerator or denominator requires division, division must also be made before the fraction line. (Example [15-21](#))
- If the fraction is part of a mixed number, see [15.5.2](#).

*Example 15-19* |

*(displayed)*

$$\frac{93,000 \times 0.0006 \times 2.0 \times 10.56}{32 \times 1.257 \times 10}$$



*A division is made before the fraction line.*




15.5.2 **A Mixed Number is a Unit.** Do not separate the fractional part of a mixed number from its whole number. Review the topic of mixed numbers in Lesson 8.

Example 15-22 |

(displayed)

$$7\frac{4}{9} + 13\frac{7}{12} + 9\frac{5}{18} = 7\frac{16}{36} + 13\frac{21}{36} + 18\frac{10}{36} = 38\frac{47}{36} = 38 + 1 + \frac{11}{36} = 39\frac{11}{36}$$



Line 1: The anchor fits on line 1, starting in cell 3.  
 Lines 2-3: The first link requires division. Each mixed number is a mathematical unit. Division is made before the second plus sign.  
 Lines 4-7: Each link must begin on a new line because one of the links is divided.

15.5.3 **A Base and its Exponent are a Unit.** The general rule is to keep a base and its exponent together on the same line, but if the unit must be divided, begin the new line with the superscript indicator.

If the exponent (superscript) does not fit in its entirety on the new line, apply further division rules within the superscript. If transition to a new braille line must be made within a superscript, the level in effect continues just as it would if the expression were not divided. (Example 15-25)

Similar rules apply to a subscript and its related item.




Example 15-23 |

(displayed)

1. Using the product of powers property to simplify the first term,

$$(6^2 6^3 x^{\frac{1}{2}-2} y^{\frac{1}{3}-3} + z)^3 = (6^{2+3} x^{\frac{1}{2}-2} y^{\frac{1}{3}-3} + z)^3.$$




Line 3: The anchor fits on one line.  
 Line 4: The link must be divided. The expression between the parentheses (the base) fits on the line but the superscript (the exponent) does not.  
 Line 5: The superscript begins the runover line, starting with the superscript indicator.

Example 15-24 |

(embedded)

$$\frac{1}{2} \left[ \frac{1}{2} \sin 2u - u \right]_{A(u=0)}^{P(u=u)}$$




The expression enclosed between brackets is a unit and so is not divided. The subscript is transcribed first, according to Nemeth rules for simultaneous superscripts and subscripts (Lesson 6). The subscript fits on the line but the superscript does not. The superscript begins the runover line, starting with the superscript indicator.

Example 15-25 |

(embedded)

$$x^{1+\frac{1}{2}+\frac{1}{3}+\frac{1}{4}+\frac{1}{5}+\frac{1}{6}+ \dots +\frac{1}{n}}$$



The superscript level initiated on line 1 continues on line 2 without need for restatement, as it would were division not necessary. (Review Section 6.12.4 in Lesson 6 regarding an ellipsis in the superscript position.)

---

*Instructions:* Apply the tactics outlined with PRACTICE 15A and PRACTICE 15B as you select runover sites. Note that the ellipsis in item c. is on the baseline of writing.

**PRACTICE 15C**

1. Compute and/or simplify.

a. 
$$\frac{\left(\frac{3}{2}\right) \times \left(\frac{1}{2}\right) \times \left(-\frac{1}{2}\right)}{1 \times 2 \times 3}$$

b. 
$$\frac{\frac{dx}{dt} \frac{d^2y}{dt^2} - \frac{d^2x}{dt^2} \frac{dy}{dt}}{(dx/dt)^3}$$

c. 
$$(\pm)a_{1i_1} a_{2i_2} a_{3i_3} a_{4i_4} \dots a_{ni_n}$$

---


### 15.5.4 A Grouped Expression is a Unit

- a. **A Series of Unspaced Grouped Expressions.** If consecutive groupings do not fit on the line, division may be made between groupings, beginning a new line with the left grouping symbol of the next factor.

Example 15-26 |

*(embedded)*

Multiply these six terms:  $(x + 5)(2x - 1)(x^2 + 2x + 1)(x^2 + 3x + 4)(4 - x)(5x + 7)$ .




*Division is made between terms that are enclosed between parentheses.*

- b. **A Grouped Expression Will Not Fit on the Line.** If a grouped expression will not fit on one line, follow the guidelines in this lesson to determine the best place to divide it. If the grouped expression is an enclosed list, divide after a comma.

Example 15-27 |

*(displayed)*

$(49x^7y^6 - 63x^6y^4 + 56x^5y^5 + 64x^4y^2) \div 7x^3y^2 = ?$



*Line 1: The entire grouped expression will not fit on one line. Division is made before the baseline indicator associated with a plus sign.*


*Line 3: Although the rest of the anchor will fit on line 2, division is made before the operation sign (division symbol) according to Step ii.*

*Line 4: A new line must begin with the equals sign because Step i (dividing before a comparison sign) must be applied when the anchor is divided.*

*Example 15-28* |

*(displayed)*

$$y = \left( -8, -4, \frac{1}{2}, 3, 8, 10, 20\frac{3}{4}, 100 \right)$$



*The first division is made before the comparison sign (Step i). The link is an enclosed list and will not fit on one line. Division is made after a comma. See Lesson 4 for further rules regarding enclosed lists.*

---

**PRACTICE 15D**

1. Multiply these four polynomials:  $(4x^9y)(7x^8y^2)(5x^7y^3)(6x^6y^4)$ .

2.  $\pm \left( \frac{a^{\frac{2}{3}} + a^{\frac{1}{3}} b^{\frac{1}{3}} + b^{\frac{2}{3}}}{3} \right)^{\frac{3}{2}}$

3.  $(16x^4 + 8x^3y + 4x^2y^2 + 2xy^3 + y^4)(2x - y) = 32x^5 - y^5$

---

**15.6 Step iv: Divide After a Termination Indicator**


If no suitable division site can be found within a long string of expressions, and if a termination indicator is present, begin a new line after the termination indicator.

- 15.6.1 **A Radical Expression is a Unit.** Division may be made after the termination indicator that ends a radical expression. If the entire radical expression will not fit on the line, apply division strategies to the radicand.

Example 15-29 |

*(displayed)*

$$\sqrt[5]{32a^5b^5c^5d^5} \sqrt[5]{2abc^2d^3e^2}$$




*Division is made after the termination indicator of the first radical expression.*

Example 15-30 |

*(itemized)*

2.  $\sqrt[3]{x^1} \sqrt[6]{x^2} \sqrt[12]{x^3} \sqrt[24]{x^4} \sqrt[48]{x^5} \dots$



*Division is made after the termination indicator of the fourth radical expression.*

- 15.6.2 **A Modified Expression is a Unit.** Division may be made after the termination indicator that ends an expression which is modified according to the five-step rule of modification. (Lesson 12). If the entire modified expression will not fit on the current line, it is acceptable to divide before the directly-over or the directly-under indicator. The next section discusses strategies for dividing longer modified expressions.

---

*Note: In item 2, the expression is displayed.*

**PRACTICE 15E**

1.  $\sqrt[3]{x^1} \sqrt[6]{x^2} \sqrt[12]{x^3} \sqrt[24]{x^4} \sqrt[48]{x^5} \dots$

2. The general solution for one root of the cubic equation is

$$x = \sqrt[3]{-\frac{q}{2} + \sqrt{\frac{q^2}{4} + \frac{p^3}{27}}} + \sqrt[3]{-\frac{q}{2} - \sqrt{\frac{q^2}{4} + \frac{p^3}{27}}}.$$

---



15.7.2 **Integral Notation.** It is helpful to understand that this mathematical unit is comprised of the entire expression from the integral symbol to the dx, dy, etc. (the "differential"). To a mathematician, it is important to keep the integral and its associated modifiers or superscript/subscript intact, and also to begin the associated expression which follows the integral on the same line, if possible. Additionally, it is desirable not to leave the differential dangling alone on a line.

When a choice must be made, it is advisable to apply division strategies to the expression between the integral and the differential. This may mean dividing within a mathematical unit such as a fraction or a grouped expression. This is illustrated showing the same example using two types of integral notation—printing the limits as a superscript and subscript, and printing the limits as modifiers.

*Example 15-32*


$$\int_{-\infty}^{\infty} \frac{\frac{a(x)}{b(x)}}{\frac{c(x)}{f(x)}} dx$$

*Embedded: The 40-cell expression will fit on one line.*




Using displayed margins starting in cell 5, the expression will no longer fit on one line. Two options are illustrated, below.

*Displayed: Option 1, dividing before dx (not recommended).*



*Although this interpretation keeps the fraction intact, dx is now in an undesirable location, sitting alone on the next line.*

*Displayed: Option 2, dividing the fraction (recommended).*




*By dividing before the complex fraction line, the integral notation is on the same line as the beginning of its related expression.*



*Example 15-33*


$$\int_{-\infty}^{\infty} \frac{\frac{a(x)}{b(x)}}{\frac{c(x)}{f(x)}} dx$$

*Embedded: The 40-cell expression will fit on one line.*




Using displayed margins, the expression will no longer fit on one line. Three options are illustrated, below.

*Displayed: Option 1, dividing after the termination indicator (less desirable).*




*The Nemeth Code recommends dividing after the termination indicator of the modified integral. However, this separates the integral from the related expression which follows it. The mathematicians we consulted recommend Option 2, below.*

*Displayed: Option 2, dividing the fraction (recommended).*



*By dividing before the complex fraction line, the integral symbol is on the same line as the beginning of its related expression.*

*Displayed: Option 3, dividing before dx (not recommended).*



*The entire fraction will fit on the first line, but dx is now in an undesirable location, sitting alone on the next line.*

---

*Instructions: Make your division decision based on the mathematician's preference.  
(The unusual letter in the last numerator is a lowercase Greek zeta.)*

### **PRACTICE 15G**

The solutions involving the direct functions

$$\int \frac{\log^2(z+1)}{z} dz = \log(-z) \log^2(z+1) + 2\text{Li}_2(z+1) \log(z+1) - 2\text{Li}_3(z+1)$$

and

$$\int_0^\infty \frac{\log(t+1) \log\left(1 + \frac{1}{t^2}\right)}{t} dt = C\pi - \frac{3\zeta(3)}{8}$$

can be found in Chapter 7.

---

15.7.3 **Sigma and Pi Notation.** To a mathematician, it is important to keep the Sigma or Pi and its associated modifiers or superscript/subscript intact, and also to begin the associated expression which follows (the "argument") on the same line, if possible. When a choice must be made, it is advisable to apply division strategies to the argument. This may mean dividing within a mathematical unit such as a fraction or a grouped expression.

Example 15-34

$$\prod_{i=1}^2 \prod_{j=4}^6 (3ij) = \prod_{i=1}^2 ((3i \cdot 4)(3i \cdot 5)(3i \cdot 6))$$

*Displayed: Option 1, dividing after the termination indicator.*

*The link must be divided. The Nemeth Code recommends dividing after the termination indicator of the modification. Although this keeps the grouped expression intact, it separates the Pi notation from its related expression. The mathematicians we consulted recommend Option 2, below.*


*Displayed: Option 2, dividing between grouped factors.*

*The link must be divided. To keep the argument starting on the same line as the Pi notation, division is made between factors inside the larger grouping signs.*

Example 15-35


$$d(\vec{x}, \vec{y}) = \sum_{\substack{Z_{xy} \in \vec{Z}_{xy} \\ \forall x \in \vec{x} \\ \forall y \in \vec{y}}} f(Z_{xy})$$

Displayed: Option 1, dividing after the termination indicator.



- Line 1: The anchor fits on one line, in cell 3.
- Line 2: The link begins in cell 5. The entire modified expression will not fit on the line. Division is made before the second order directly-under indicator, including the baseline indicator associated with it.
- Line 3: There is not enough room on this line to complete the link. The Nemeth Code recommends dividing after the termination indicator of the modification.
- Line 4: The argument is alone on this line. The mathematicians we consulted recommend Option 2, below.

Displayed: Option 2, dividing before a directly-under indicator.



- Line 1: The anchor fits on one line, in cell 3.
- Line 2: The link begins in cell 5. The entire modified expression will not fit on the line. Division is made before the second order directly-under indicator, including the baseline indicator associated with it.
- Line 3: There is not enough room on this line to complete the link. It is undesirable to leave the argument alone on the next line, so division is made before the third order directly-under indicator.

---

*Instructions: Transcribe this example as if it were embedded within narrative, beginning with an opening Nemeth Code switch indicator in cell 1. Make your division decision based on the mathematician's preference.*

**PRACTICE 15H**

$$\sum_{n=0}^{\infty} \frac{(a)_n (b)_n}{(c)_n} \frac{z^n}{n!}$$

---



## SUMMARY

If a mathematical expression must be divided, the following strategies and rules were explored in this lesson.

- When a linked expression will not fit on one line, division is made before the comparison sign. A comparison sign within a grouped expression, fraction, modifier, superscript, subscript, radical expression, etc. is not a suitable division site.
- When a link will not fit on one line, division is made before an operation sign. An operation sign within a grouped expression, fraction, modifier, superscript, subscript, radical expression, etc. is not a suitable division site.
- In a linked expression, if either the anchor or any link must be divided, a division must also be made before each link.
- Fractions are kept intact by dividing before an opening fraction indicator. If a fraction must be divided, division is made before the fraction line. A mixed number should not be divided.
- Transition to a runover line does not take the place of a necessary baseline indicator. The baseline indicator will be the first symbol on the new line.
- When an item and its exponent or subscript are too long to fit on a single braille line, division is made before a change-of-level indicator.
- The space between a function and its argument is not a suitable division site. If the entire expression will not fit on the line, division strategies are applied to the argument.
- Items within grouping symbols should not be divided. If consecutive groupings do not fit on the line, a division may be made between groupings.
- If a grouped expression will not fit on one line, division strategies are applied within the grouping symbols. If the grouped expression is an enclosed list, division is made after a comma.
- Division may be made after a mathematical termination indicator such as termination of a radical expression or termination of a modified expression.
- When an embedded math expression must be divided, it may begin on the current line provided division is made in accordance with the principles defined in this section.
- When a displayed math expression must be divided, all runovers begin two cells to the right of the original display cell unless it is a nested linked expression in which case a second indent level is applied.

## EXERCISE 15

Prepare Exercise 15 for your grader.





ANSWERS TO PRACTICE MATERIAL

PRACTICE 15A

1     ⠠⠠ ⠠⠠⠠⠠ ⠠⠠⠠⠠⠠⠠ ⠠⠠ ⠠⠠⠠⠠ ⠠⠠⠠⠠⠠⠠⠠⠠⠠⠠⠠⠠⠠⠠⠠⠠⠠⠠⠠⠠⠠⠠⠠⠠⠠⠠ ⠠⠠

2            ⠠⠠⠠⠠⠠⠠⠠⠠ ⠠⠠⠠⠠⠠⠠⠠⠠⠠⠠⠠⠠⠠⠠⠠⠠⠠⠠⠠⠠⠠⠠⠠⠠⠠⠠⠠⠠⠠⠠⠠⠠⠠⠠⠠⠠⠠⠠

3            ⠠⠠⠠ ⠠⠠

4            ⠠⠠⠠⠠⠠⠠⠠⠠

5            ⠠⠠⠠⠠⠠⠠⠠⠠⠠⠠⠠⠠⠠⠠⠠ ⠠⠠⠠⠠⠠⠠⠠⠠⠠⠠⠠⠠⠠⠠⠠⠠⠠⠠⠠⠠⠠⠠⠠⠠⠠⠠⠠⠠⠠⠠⠠⠠⠠⠠⠠⠠

6            ⠠⠠

7     ⠠⠠⠠

8            ⠠⠠

9     ⠠⠠⠠

10            ⠠⠠

11     ⠠⠠⠠

12     ⠠⠠

13            ⠠⠠⠠⠠⠠⠠⠠⠠⠠⠠⠠⠠⠠⠠⠠⠠

14            ⠠⠠

Line 2: The anchor fits on the line with the identifier.  
 Line 3: The link begins in the runover cell (cell 5).  
 Line 5: This expression will fit on one line if it begins on the line below its identifier.  
 Line 7: The anchor and the first link fit on the line with the identifier.  
 Line 8: The remaining two links fit on one line, beginning in the runover cell (cell 3).  
 Line 9: A blank line precedes the change in format from itemized material to a narrative paragraph.  
 Line 14: The runover line begins with the equals sign that begins the link. The equals sign in the modifier is not a suitable division site because it would disrupt the modifier.

## PRACTICE 15B

1  $\frac{1}{2}$

2  $\frac{1}{2} + \frac{1}{3} = \frac{5}{6}$   $\frac{1}{2} - \frac{1}{3} = \frac{1}{6}$   $\frac{1}{2} \times \frac{1}{3} = \frac{1}{6}$   $\frac{1}{2} \div \frac{1}{3} = \frac{3}{2}$   $\frac{1}{2} + \frac{1}{3} = \frac{5}{6}$   $\frac{1}{2} - \frac{1}{3} = \frac{1}{6}$

3  $\frac{1}{2} + \frac{1}{3} = \frac{5}{6}$   $\frac{1}{2} - \frac{1}{3} = \frac{1}{6}$

4  $\frac{1}{2} + \frac{1}{3} = \frac{5}{6}$   $\frac{1}{2} - \frac{1}{3} = \frac{1}{6}$

5  $\frac{1}{2} + \frac{1}{3} = \frac{5}{6}$

6  $\frac{1}{2} + \frac{1}{3} = \frac{5}{6}$   $\frac{1}{2} - \frac{1}{3} = \frac{1}{6}$   $\frac{1}{2} \times \frac{1}{3} = \frac{1}{6}$   $\frac{1}{2} \div \frac{1}{3} = \frac{3}{2}$   $\frac{1}{2} + \frac{1}{3} = \frac{5}{6}$   $\frac{1}{2} - \frac{1}{3} = \frac{1}{6}$

7  $\frac{1}{2} + \frac{1}{3} = \frac{5}{6}$   $\frac{1}{2} - \frac{1}{3} = \frac{1}{6}$

8  $\frac{1}{2} + \frac{1}{3} = \frac{5}{6}$   $\frac{1}{2} - \frac{1}{3} = \frac{1}{6}$   $\frac{1}{2} \times \frac{1}{3} = \frac{1}{6}$   $\frac{1}{2} \div \frac{1}{3} = \frac{3}{2}$   $\frac{1}{2} + \frac{1}{3} = \frac{5}{6}$   $\frac{1}{2} - \frac{1}{3} = \frac{1}{6}$

9  $\frac{1}{2} + \frac{1}{3} = \frac{5}{6}$   $\frac{1}{2} - \frac{1}{3} = \frac{1}{6}$   $\frac{1}{2} \times \frac{1}{3} = \frac{1}{6}$   $\frac{1}{2} \div \frac{1}{3} = \frac{3}{2}$   $\frac{1}{2} + \frac{1}{3} = \frac{5}{6}$   $\frac{1}{2} - \frac{1}{3} = \frac{1}{6}$

10  $\frac{1}{2} + \frac{1}{3} = \frac{5}{6}$   $\frac{1}{2} - \frac{1}{3} = \frac{1}{6}$

11  $\frac{1}{2} + \frac{1}{3} = \frac{5}{6}$   $\frac{1}{2} - \frac{1}{3} = \frac{1}{6}$   $\frac{1}{2} \times \frac{1}{3} = \frac{1}{6}$   $\frac{1}{2} \div \frac{1}{3} = \frac{3}{2}$   $\frac{1}{2} + \frac{1}{3} = \frac{5}{6}$   $\frac{1}{2} - \frac{1}{3} = \frac{1}{6}$

12  $\frac{1}{2} + \frac{1}{3} = \frac{5}{6}$   $\frac{1}{2} - \frac{1}{3} = \frac{1}{6}$   $\frac{1}{2} \times \frac{1}{3} = \frac{1}{6}$   $\frac{1}{2} \div \frac{1}{3} = \frac{3}{2}$   $\frac{1}{2} + \frac{1}{3} = \frac{5}{6}$   $\frac{1}{2} - \frac{1}{3} = \frac{1}{6}$

13  $\frac{1}{2} + \frac{1}{3} = \frac{5}{6}$   $\frac{1}{2} - \frac{1}{3} = \frac{1}{6}$   $\frac{1}{2} \times \frac{1}{3} = \frac{1}{6}$   $\frac{1}{2} \div \frac{1}{3} = \frac{3}{2}$   $\frac{1}{2} + \frac{1}{3} = \frac{5}{6}$   $\frac{1}{2} - \frac{1}{3} = \frac{1}{6}$

14  $\frac{1}{2} + \frac{1}{3} = \frac{5}{6}$   $\frac{1}{2} - \frac{1}{3} = \frac{1}{6}$   $\frac{1}{2} \times \frac{1}{3} = \frac{1}{6}$   $\frac{1}{2} \div \frac{1}{3} = \frac{3}{2}$   $\frac{1}{2} + \frac{1}{3} = \frac{5}{6}$   $\frac{1}{2} - \frac{1}{3} = \frac{1}{6}$

15  $\frac{1}{2} + \frac{1}{3} = \frac{5}{6}$   $\frac{1}{2} - \frac{1}{3} = \frac{1}{6}$   $\frac{1}{2} \times \frac{1}{3} = \frac{1}{6}$   $\frac{1}{2} \div \frac{1}{3} = \frac{3}{2}$   $\frac{1}{2} + \frac{1}{3} = \frac{5}{6}$   $\frac{1}{2} - \frac{1}{3} = \frac{1}{6}$

16  $\frac{1}{2} + \frac{1}{3} = \frac{5}{6}$   $\frac{1}{2} - \frac{1}{3} = \frac{1}{6}$   $\frac{1}{2} \times \frac{1}{3} = \frac{1}{6}$   $\frac{1}{2} \div \frac{1}{3} = \frac{3}{2}$   $\frac{1}{2} + \frac{1}{3} = \frac{5}{6}$   $\frac{1}{2} - \frac{1}{3} = \frac{1}{6}$

17  $\frac{1}{2} + \frac{1}{3} = \frac{5}{6}$   $\frac{1}{2} - \frac{1}{3} = \frac{1}{6}$   $\frac{1}{2} \times \frac{1}{3} = \frac{1}{6}$   $\frac{1}{2} \div \frac{1}{3} = \frac{3}{2}$   $\frac{1}{2} + \frac{1}{3} = \frac{5}{6}$   $\frac{1}{2} - \frac{1}{3} = \frac{1}{6}$

*Line 4: Since a division is made in the anchor, a division must also be made before the link.*

*Line 6: The anchor will fit on one line if it starts in the runover position of this itemized problem (cell 3). The only necessary division is made before the link.*

*Line 8: Since the anchor will not fit on line 9, it begins on this line (8) until an appropriate division site is encountered.*

*Line 9: Division is made before the operation sign between the radical expressions.*

*Line 10: Since a division is made in the anchor, a division must also be made before the link.*

*Line 11: A blank line precedes the change in format from itemized material to a narrative paragraph.*

*Line 14: Since the expression will not fit, undivided, on line 15, it begins on this line (14) until an appropriate division site is encountered..*

*Line 15: The runover line begins with an operation sign that is not part of an expression enclosed between parentheses.*

## PRACTICE 15C

1  $\frac{1}{2} \cdot \frac{3}{4} \cdot \frac{5}{6} \cdot \frac{7}{8} \cdot \frac{9}{10} \cdot \frac{11}{12} \cdot \frac{13}{14} \cdot \frac{15}{16}$

2  $\frac{1}{2} \cdot \frac{3}{4} \cdot \frac{5}{6} \cdot \frac{7}{8} \cdot \frac{9}{10} \cdot \frac{11}{12} \cdot \frac{13}{14} \cdot \frac{15}{16}$

3  $\frac{1}{2} \cdot \frac{3}{4} \cdot \frac{5}{6} \cdot \frac{7}{8} \cdot \frac{9}{10} \cdot \frac{11}{12} \cdot \frac{13}{14} \cdot \frac{15}{16}$

4  $\frac{1}{2} \cdot \frac{3}{4} \cdot \frac{5}{6} \cdot \frac{7}{8} \cdot \frac{9}{10} \cdot \frac{11}{12} \cdot \frac{13}{14} \cdot \frac{15}{16}$

5  $\frac{1}{2} \cdot \frac{3}{4} \cdot \frac{5}{6} \cdot \frac{7}{8} \cdot \frac{9}{10} \cdot \frac{11}{12} \cdot \frac{13}{14} \cdot \frac{15}{16}$

6  $\frac{1}{2} \cdot \frac{3}{4} \cdot \frac{5}{6} \cdot \frac{7}{8} \cdot \frac{9}{10} \cdot \frac{11}{12} \cdot \frac{13}{14} \cdot \frac{15}{16}$

7  $\frac{1}{2} \cdot \frac{3}{4} \cdot \frac{5}{6} \cdot \frac{7}{8} \cdot \frac{9}{10} \cdot \frac{11}{12} \cdot \frac{13}{14} \cdot \frac{15}{16}$

8  $\frac{1}{2} \cdot \frac{3}{4} \cdot \frac{5}{6} \cdot \frac{7}{8} \cdot \frac{9}{10} \cdot \frac{11}{12} \cdot \frac{13}{14} \cdot \frac{15}{16}$

*Line 4: The numerator will not fit on one braille line. It begins on this line.*

*Line 5: A division is made before the minus sign.*

*Line 6: Since the numerator is divided, a division is also required before the fraction line.*

*(Review complex fractions in Lesson 8.)*

*Lines 7-8: Each base is on the same braille line as its subscript.*

*Line 8: A baseline indicator begins the runover line.*

*Line 8: Review the rules regarding an ellipsis on the baseline following a subscript in Lesson 6.*

## PRACTICE 15D

1

2

3

4

5

6

7

8

9

10

*Lines 4-5: The grouped expression (the fraction) must be divided. The numerator will fit on one line when you start the expression on the line after the identifier, starting in the runover cell (cell 5).*

*Line 6: The simple fraction is divided at the fraction line. The line begins with its associated baseline indicator.*

*Line 8: The first grouping will fit on one line if it starts on the line following the identifier.*

*Line 10: Because the anchor is divided, division must also be made before the link.*





## PRACTICE 15G

1     ⠠⠏⠗⠁⠇⠇⠊⠑   ⠠⠇⠊⠑   ⠠⠇⠊⠑   ⠠⠇⠊⠑   ⠠⠇⠊⠑   ⠠⠇⠊⠑   ⠠⠇⠊⠑   ⠠⠇⠊⠑   ⠠⠇⠊⠑   ⠠⠇⠊⠑

2     ⠠⠇⠊⠑   ⠠⠇⠊⠑   ⠠⠇⠊⠑   ⠠⠇⠊⠑   ⠠⠇⠊⠑   ⠠⠇⠊⠑   ⠠⠇⠊⠑   ⠠⠇⠊⠑

3           ⠠⠇⠊⠑   ⠠⠇⠊⠑   ⠠⠇⠊⠑   ⠠⠇⠊⠑   ⠠⠇⠊⠑   ⠠⠇⠊⠑   ⠠⠇⠊⠑

4           ⠠⠇⠊⠑   ⠠⠇⠊⠑   ⠠⠇⠊⠑   ⠠⠇⠊⠑   ⠠⠇⠊⠑   ⠠⠇⠊⠑   ⠠⠇⠊⠑   ⠠⠇⠊⠑   ⠠⠇⠊⠑   ⠠⠇⠊⠑

5     ⠠⠇⠊⠑

6           ⠠⠇⠊⠑   ⠠⠇⠊⠑   ⠠⠇⠊⠑   ⠠⠇⠊⠑   ⠠⠇⠊⠑   ⠠⠇⠊⠑   ⠠⠇⠊⠑   ⠠⠇⠊⠑   ⠠⠇⠊⠑   ⠠⠇⠊⠑   ⠠⠇⠊⠑

7           ⠠⠇⠊⠑   ⠠⠇⠊⠑   ⠠⠇⠊⠑   ⠠⠇⠊⠑

8           ⠠⠇⠊⠑   ⠠⠇⠊⠑   ⠠⠇⠊⠑   ⠠⠇⠊⠑   ⠠⠇⠊⠑   ⠠⠇⠊⠑   ⠠⠇⠊⠑   ⠠⠇⠊⠑   ⠠⠇⠊⠑

9     ⠠⠇⠊⠑   ⠠⠇⠊⠑   ⠠⠇⠊⠑   ⠠⠇⠊⠑   ⠠⠇⠊⠑   ⠠⠇⠊⠑   ⠠⠇⠊⠑

- 1
- This is one paragraph interrupted twice by displayed material.*  
*Line 1: The paragraph begins in cell 3.*  
*Line 2: The displayed expressions begin in cell 3.*  
*Line 3: The link begins in the runover cell for displayed material (cell 5). Division is made before the plus sign (Step ii).*  
*Line 4: It is not necessary to divide before the second operation sign (the minus sign).*  
*Line 5: The paragraph continues in the runover cell for narrative (cell 1).*  
*Line 6: The displayed expression begins in cell 3. The notation from the integral symbol to dt will not fit on one line. A decision needs to be made whether to (a) divide before the opening fraction indicator in order to keep the fraction unit together or (b) begin the fraction on this line, dividing at the complex fraction line. Choice (b) was transcribed, in order to prevent dt from being left alone on line 7.*  
*Line 7: This line begins with the complex fraction line and ends with the dt that finishes the integral notation.*  
*Line 8: A new line begins with the final link (Step i), placed in the runover cell, cell 5.*  
*Line 9: The paragraph concludes.*

## PRACTICE 15H

1     ⠠⠏⠗⠁⠇⠇⠊⠑   ⠠⠇⠊⠑   ⠠⠇⠊⠑   ⠠⠇⠊⠑   ⠠⠇⠊⠑   ⠠⠇⠊⠑   ⠠⠇⠊⠑   ⠠⠇⠊⠑   ⠠⠇⠊⠑   ⠠⠇⠊⠑

2     ⠠⠇⠊⠑   ⠠⠇⠊⠑   ⠠⠇⠊⠑   ⠠⠇⠊⠑   ⠠⠇⠊⠑

*The expression is divided before the second fraction. This keeps the Sigma notation intact with the beginning of its argument.*

PRACTICE 15I

1  $\frac{1}{2} \cdot \frac{3}{4} + \frac{5}{6} \cdot \frac{7}{8} = \frac{1}{2} \cdot \frac{3}{4} + \frac{5}{6} \cdot \frac{7}{8} = \frac{3}{8} + \frac{35}{48} = \frac{9}{24} + \frac{35}{48} = \frac{18}{48} + \frac{35}{48} = \frac{53}{48}$

2  $\frac{1}{2} \cdot \frac{3}{4} + \frac{5}{6} \cdot \frac{7}{8} = \frac{1}{2} \cdot \frac{3}{4} + \frac{5}{6} \cdot \frac{7}{8} = \frac{3}{8} + \frac{35}{48} = \frac{9}{24} + \frac{35}{48} = \frac{18}{48} + \frac{35}{48} = \frac{53}{48}$

3  $\frac{1}{2} \cdot \frac{3}{4} + \frac{5}{6} \cdot \frac{7}{8} = \frac{1}{2} \cdot \frac{3}{4} + \frac{5}{6} \cdot \frac{7}{8} = \frac{3}{8} + \frac{35}{48} = \frac{9}{24} + \frac{35}{48} = \frac{18}{48} + \frac{35}{48} = \frac{53}{48}$

4  $\frac{1}{2} \cdot \frac{3}{4} + \frac{5}{6} \cdot \frac{7}{8} = \frac{1}{2} \cdot \frac{3}{4} + \frac{5}{6} \cdot \frac{7}{8} = \frac{3}{8} + \frac{35}{48} = \frac{9}{24} + \frac{35}{48} = \frac{18}{48} + \frac{35}{48} = \frac{53}{48}$

5  $\frac{1}{2} \cdot \frac{3}{4} + \frac{5}{6} \cdot \frac{7}{8} = \frac{1}{2} \cdot \frac{3}{4} + \frac{5}{6} \cdot \frac{7}{8} = \frac{3}{8} + \frac{35}{48} = \frac{9}{24} + \frac{35}{48} = \frac{18}{48} + \frac{35}{48} = \frac{53}{48}$

6  $\frac{1}{2} \cdot \frac{3}{4} + \frac{5}{6} \cdot \frac{7}{8} = \frac{1}{2} \cdot \frac{3}{4} + \frac{5}{6} \cdot \frac{7}{8} = \frac{3}{8} + \frac{35}{48} = \frac{9}{24} + \frac{35}{48} = \frac{18}{48} + \frac{35}{48} = \frac{53}{48}$

Line 4: The anchor will not fit on one line. Division is made after the first closing fraction indicator.

Line 5: The Sigma notation and its argument fit on one line. No further division decisions are necessary.

Line 6: The link is placed on a new line, starting with the double tilde.