

Linetypes LP Cover Sheet

This PDF is intended to be used to produce paper tactile/high contrast graphics. The document is not intended to be viewed electronically. This cover page is not part of the graphic and should be discarded before producing the graphics.

For your convenience, brief descriptions of the images in this file are provided below.







Note: When page numbers are referenced in the document image descriptions, they refer to the pages in the actual graphic, excluding this cover sheet. This cover sheet is page 0.

Document Image Descriptions

This document shows the drawing conventions used throughout the technical drawings in this curriculum. The six line types are shown, along with a list of symbols and abbreviations.

DISCARD THIS PAGE BEFORE PRODUCING THE GRAPHIC.

Linetypes and Special Symbols

	Exterior Object Line
	Interior Object Line
	Dimension Line
	Extension Line
	Hidden Line
	Center Line

° degree

x dimension

' prime (feet)

” prime, double (inches)

D diameter

R radius